



Institute Specific

I.13 Feedback form, Analysis of Feedback and Corrective Actions

Sl. No	Particulars
1	Feedback Batch 2018-20 Sem I
2	Feedback Batch 2018-20 Sem II
3	Feedback Batch 2018-20 Sem III
4	Feedback Batch 2019-21 Sem I
5	Feedback Batch 2019-21 Sem II
6	Feedback Batch 2019-21 Sem III
7	Feedback Batch 2020-22 Sem I
8	Feedback Batch 2020-22 Sem II

HAPPY VALLEY BUSINESS SCHOOL

Teacher Evaluation by Students

Class : I MBA (2017-2018)

Section: A

Student Name(Optional):

Semester - II

Rating : ① Very Poor

⑩ Excellent

S.No	Criteria	Extent of Coverage of Syllabus	Relevant Business Examples/ Application	Knowledge Base of the Teacher	Communication Skills	Interest Generated by the Teacher	Encouragement of Class Participation	Class Control
1	Dr.S.Muthiah(STM)	① ② ③ ④ ⑤ ⑥ ⑦ ⑧ ⑨ ⑩	① ② ③ ④ ⑤ ⑥ ⑦ ⑧ ⑨ ⑩	① ② ③ ④ ⑤ ⑥ ⑦ ⑧ ⑨ ⑩	① ② ③ ④ ⑤ ⑥ ⑦ ⑧ ⑨ ⑩	① ② ③ ④ ⑤ ⑥ ⑦ ⑧ ⑨ ⑩	① ② ③ ④ ⑤ ⑥ ⑦ ⑧ ⑨ ⑩	① ② ③ ④ ⑤ ⑥ ⑦ ⑧ ⑨ ⑩
2	Dr.T.Suammuga Priya (IBM)	① ② ③ ④ ⑤ ⑥ ⑦ ⑧ ⑨ ⑩	① ② ③ ④ ⑤ ⑥ ⑦ ⑧ ⑨ ⑩	① ② ③ ④ ⑤ ⑥ ⑦ ⑧ ⑨ ⑩	① ② ③ ④ ⑤ ⑥ ⑦ ⑧ ⑨ ⑩	① ② ③ ④ ⑤ ⑥ ⑦ ⑧ ⑨ ⑩	① ② ③ ④ ⑤ ⑥ ⑦ ⑧ ⑨ ⑩	① ② ③ ④ ⑤ ⑥ ⑦ ⑧ ⑨ ⑩
3	Mr.K.Sampathkumar (BM)	① ② ③ ④ ⑤ ⑥ ⑦ ⑧ ⑨ ⑩	① ② ③ ④ ⑤ ⑥ ⑦ ⑧ ⑨ ⑩	① ② ③ ④ ⑤ ⑥ ⑦ ⑧ ⑨ ⑩	① ② ③ ④ ⑤ ⑥ ⑦ ⑧ ⑨ ⑩	① ② ③ ④ ⑤ ⑥ ⑦ ⑧ ⑨ ⑩	① ② ③ ④ ⑤ ⑥ ⑦ ⑧ ⑨ ⑩	① ② ③ ④ ⑤ ⑥ ⑦ ⑧ ⑨ ⑩
4	Mr.A.Arun Prakash (RM)	① ② ③ ④ ⑤ ⑥ ⑦ ⑧ ⑨ ⑩	① ② ③ ④ ⑤ ⑥ ⑦ ⑧ ⑨ ⑩	① ② ③ ④ ⑤ ⑥ ⑦ ⑧ ⑨ ⑩	① ② ③ ④ ⑤ ⑥ ⑦ ⑧ ⑨ ⑩	① ② ③ ④ ⑤ ⑥ ⑦ ⑧ ⑨ ⑩	① ② ③ ④ ⑤ ⑥ ⑦ ⑧ ⑨ ⑩	① ② ③ ④ ⑤ ⑥ ⑦ ⑧ ⑨ ⑩
5	Mrs.A.Aaziya (SM)	① ② ③ ④ ⑤ ⑥ ⑦ ⑧ ⑨ ⑩	① ② ③ ④ ⑤ ⑥ ⑦ ⑧ ⑨ ⑩	① ② ③ ④ ⑤ ⑥ ⑦ ⑧ ⑨ ⑩	① ② ③ ④ ⑤ ⑥ ⑦ ⑧ ⑨ ⑩	① ② ③ ④ ⑤ ⑥ ⑦ ⑧ ⑨ ⑩	① ② ③ ④ ⑤ ⑥ ⑦ ⑧ ⑨ ⑩	① ② ③ ④ ⑤ ⑥ ⑦ ⑧ ⑨ ⑩
6	Mrs.A.Indira (MBFS)	① ② ③ ④ ⑤ ⑥ ⑦ ⑧ ⑨ ⑩	① ② ③ ④ ⑤ ⑥ ⑦ ⑧ ⑨ ⑩	① ② ③ ④ ⑤ ⑥ ⑦ ⑧ ⑨ ⑩	① ② ③ ④ ⑤ ⑥ ⑦ ⑧ ⑨ ⑩	① ② ③ ④ ⑤ ⑥ ⑦ ⑧ ⑨ ⑩	① ② ③ ④ ⑤ ⑥ ⑦ ⑧ ⑨ ⑩	① ② ③ ④ ⑤ ⑥ ⑦ ⑧ ⑨ ⑩
7	Mr.A.Arun Prakash (SAPM)	① ② ③ ④ ⑤ ⑥ ⑦ ⑧ ⑨ ⑩	① ② ③ ④ ⑤ ⑥ ⑦ ⑧ ⑨ ⑩	① ② ③ ④ ⑤ ⑥ ⑦ ⑧ ⑨ ⑩	① ② ③ ④ ⑤ ⑥ ⑦ ⑧ ⑨ ⑩	① ② ③ ④ ⑤ ⑥ ⑦ ⑧ ⑨ ⑩	① ② ③ ④ ⑤ ⑥ ⑦ ⑧ ⑨ ⑩	① ② ③ ④ ⑤ ⑥ ⑦ ⑧ ⑨ ⑩
8	Mrs.A.Aaziya (ITF)	① ② ③ ④ ⑤ ⑥ ⑦ ⑧ ⑨ ⑩	① ② ③ ④ ⑤ ⑥ ⑦ ⑧ ⑨ ⑩	① ② ③ ④ ⑤ ⑥ ⑦ ⑧ ⑨ ⑩	① ② ③ ④ ⑤ ⑥ ⑦ ⑧ ⑨ ⑩	① ② ③ ④ ⑤ ⑥ ⑦ ⑧ ⑨ ⑩	① ② ③ ④ ⑤ ⑥ ⑦ ⑧ ⑨ ⑩	① ② ③ ④ ⑤ ⑥ ⑦ ⑧ ⑨ ⑩
9	Mr.T.Sivgnana Selvakumar(MBE)	① ② ③ ④ ⑤ ⑥ ⑦ ⑧ ⑨ ⑩	① ② ③ ④ ⑤ ⑥ ⑦ ⑧ ⑨ ⑩	① ② ③ ④ ⑤ ⑥ ⑦ ⑧ ⑨ ⑩	① ② ③ ④ ⑤ ⑥ ⑦ ⑧ ⑨ ⑩	① ② ③ ④ ⑤ ⑥ ⑦ ⑧ ⑨ ⑩	① ② ③ ④ ⑤ ⑥ ⑦ ⑧ ⑨ ⑩	① ② ③ ④ ⑤ ⑥ ⑦ ⑧ ⑨ ⑩
10	Dr.G.Thiruvassagam (IRLW)	① ② ③ ④ ⑤ ⑥ ⑦ ⑧ ⑨ ⑩	① ② ③ ④ ⑤ ⑥ ⑦ ⑧ ⑨ ⑩	① ② ③ ④ ⑤ ⑥ ⑦ ⑧ ⑨ ⑩	① ② ③ ④ ⑤ ⑥ ⑦ ⑧ ⑨ ⑩	① ② ③ ④ ⑤ ⑥ ⑦ ⑧ ⑨ ⑩	① ② ③ ④ ⑤ ⑥ ⑦ ⑧ ⑨ ⑩	① ② ③ ④ ⑤ ⑥ ⑦ ⑧ ⑨ ⑩
11	Mr.M.Lors Porseena (OD)	① ② ③ ④ ⑤ ⑥ ⑦ ⑧ ⑨ ⑩	① ② ③ ④ ⑤ ⑥ ⑦ ⑧ ⑨ ⑩	① ② ③ ④ ⑤ ⑥ ⑦ ⑧ ⑨ ⑩	① ② ③ ④ ⑤ ⑥ ⑦ ⑧ ⑨ ⑩	① ② ③ ④ ⑤ ⑥ ⑦ ⑧ ⑨ ⑩	① ② ③ ④ ⑤ ⑥ ⑦ ⑧ ⑨ ⑩	① ② ③ ④ ⑤ ⑥ ⑦ ⑧ ⑨ ⑩
12	Mr.M.Lors Porseena (LM)	① ② ③ ④ ⑤ ⑥ ⑦ ⑧ ⑨ ⑩	① ② ③ ④ ⑤ ⑥ ⑦ ⑧ ⑨ ⑩	① ② ③ ④ ⑤ ⑥ ⑦ ⑧ ⑨ ⑩	① ② ③ ④ ⑤ ⑥ ⑦ ⑧ ⑨ ⑩	① ② ③ ④ ⑤ ⑥ ⑦ ⑧ ⑨ ⑩	① ② ③ ④ ⑤ ⑥ ⑦ ⑧ ⑨ ⑩	① ② ③ ④ ⑤ ⑥ ⑦ ⑧ ⑨ ⑩
13	Mr.A.Arun Prakash (SCM)	① ② ③ ④ ⑤ ⑥ ⑦ ⑧ ⑨ ⑩	① ② ③ ④ ⑤ ⑥ ⑦ ⑧ ⑨ ⑩	① ② ③ ④ ⑤ ⑥ ⑦ ⑧ ⑨ ⑩	① ② ③ ④ ⑤ ⑥ ⑦ ⑧ ⑨ ⑩	① ② ③ ④ ⑤ ⑥ ⑦ ⑧ ⑨ ⑩	① ② ③ ④ ⑤ ⑥ ⑦ ⑧ ⑨ ⑩	① ② ③ ④ ⑤ ⑥ ⑦ ⑧ ⑨ ⑩
14	Mr.D.Prashanth (MAM)	① ② ③ ④ ⑤ ⑥ ⑦ ⑧ ⑨ ⑩	① ② ③ ④ ⑤ ⑥ ⑦ ⑧ ⑨ ⑩	① ② ③ ④ ⑤ ⑥ ⑦ ⑧ ⑨ ⑩	① ② ③ ④ ⑤ ⑥ ⑦ ⑧ ⑨ ⑩	① ② ③ ④ ⑤ ⑥ ⑦ ⑧ ⑨ ⑩	① ② ③ ④ ⑤ ⑥ ⑦ ⑧ ⑨ ⑩	① ② ③ ④ ⑤ ⑥ ⑦ ⑧ ⑨ ⑩

Suggestions, If any: _____

Thank you for your time!

HAPPY VALLEY BUSINESS SCHOOL

Teacher Evaluation by Students

Class : I MBA (2017-2018)

Section: B

Student Name(Optional):

Semester - II

Rating : ① Very Poor ⑩ Excellent

S.No	Criteria	Extent of Coverage of Syllabus	Relevant Business Examples/ Application	Knowledge Base of the Teacher	Communication Skills	Interest Generated by the Teacher	Encouragement of Class Participation	Class Control
1	Dr.S.Muthiah(STM)	① ② ③ ④ ⑤ ⑥ ⑦ ⑧ ⑨ ⑩	① ② ③ ④ ⑤ ⑥ ⑦ ⑧ ⑨ ⑩	① ② ③ ④ ⑤ ⑥ ⑦ ⑧ ⑨ ⑩	① ② ③ ④ ⑤ ⑥ ⑦ ⑧ ⑨ ⑩	① ② ③ ④ ⑤ ⑥ ⑦ ⑧ ⑨ ⑩	① ② ③ ④ ⑤ ⑥ ⑦ ⑧ ⑨ ⑩	① ② ③ ④ ⑤ ⑥ ⑦ ⑧ ⑨ ⑩
2	Dr.T.Suammuga Priya (IBM)	① ② ③ ④ ⑤ ⑥ ⑦ ⑧ ⑨ ⑩	① ② ③ ④ ⑤ ⑥ ⑦ ⑧ ⑨ ⑩	① ② ③ ④ ⑤ ⑥ ⑦ ⑧ ⑨ ⑩	① ② ③ ④ ⑤ ⑥ ⑦ ⑧ ⑨ ⑩	① ② ③ ④ ⑤ ⑥ ⑦ ⑧ ⑨ ⑩	① ② ③ ④ ⑤ ⑥ ⑦ ⑧ ⑨ ⑩	① ② ③ ④ ⑤ ⑥ ⑦ ⑧ ⑨ ⑩
3	Mr.K.Sampathkumar (BM)	① ② ③ ④ ⑤ ⑥ ⑦ ⑧ ⑨ ⑩	① ② ③ ④ ⑤ ⑥ ⑦ ⑧ ⑨ ⑩	① ② ③ ④ ⑤ ⑥ ⑦ ⑧ ⑨ ⑩	① ② ③ ④ ⑤ ⑥ ⑦ ⑧ ⑨ ⑩	① ② ③ ④ ⑤ ⑥ ⑦ ⑧ ⑨ ⑩	① ② ③ ④ ⑤ ⑥ ⑦ ⑧ ⑨ ⑩	① ② ③ ④ ⑤ ⑥ ⑦ ⑧ ⑨ ⑩
4	Mr.M.Lors Porseena (RM)	① ② ③ ④ ⑤ ⑥ ⑦ ⑧ ⑨ ⑩	① ② ③ ④ ⑤ ⑥ ⑦ ⑧ ⑨ ⑩	① ② ③ ④ ⑤ ⑥ ⑦ ⑧ ⑨ ⑩	① ② ③ ④ ⑤ ⑥ ⑦ ⑧ ⑨ ⑩	① ② ③ ④ ⑤ ⑥ ⑦ ⑧ ⑨ ⑩	① ② ③ ④ ⑤ ⑥ ⑦ ⑧ ⑨ ⑩	① ② ③ ④ ⑤ ⑥ ⑦ ⑧ ⑨ ⑩
5	Mr.D.Prashanth (SM)	① ② ③ ④ ⑤ ⑥ ⑦ ⑧ ⑨ ⑩	① ② ③ ④ ⑤ ⑥ ⑦ ⑧ ⑨ ⑩	① ② ③ ④ ⑤ ⑥ ⑦ ⑧ ⑨ ⑩	① ② ③ ④ ⑤ ⑥ ⑦ ⑧ ⑨ ⑩	① ② ③ ④ ⑤ ⑥ ⑦ ⑧ ⑨ ⑩	① ② ③ ④ ⑤ ⑥ ⑦ ⑧ ⑨ ⑩	① ② ③ ④ ⑤ ⑥ ⑦ ⑧ ⑨ ⑩
6	Mrs.A.Indira (MBFS)	① ② ③ ④ ⑤ ⑥ ⑦ ⑧ ⑨ ⑩	① ② ③ ④ ⑤ ⑥ ⑦ ⑧ ⑨ ⑩	① ② ③ ④ ⑤ ⑥ ⑦ ⑧ ⑨ ⑩	① ② ③ ④ ⑤ ⑥ ⑦ ⑧ ⑨ ⑩	① ② ③ ④ ⑤ ⑥ ⑦ ⑧ ⑨ ⑩	① ② ③ ④ ⑤ ⑥ ⑦ ⑧ ⑨ ⑩	① ② ③ ④ ⑤ ⑥ ⑦ ⑧ ⑨ ⑩
7	Mr.A.Arun Prakash (SAPM)	① ② ③ ④ ⑤ ⑥ ⑦ ⑧ ⑨ ⑩	① ② ③ ④ ⑤ ⑥ ⑦ ⑧ ⑨ ⑩	① ② ③ ④ ⑤ ⑥ ⑦ ⑧ ⑨ ⑩	① ② ③ ④ ⑤ ⑥ ⑦ ⑧ ⑨ ⑩	① ② ③ ④ ⑤ ⑥ ⑦ ⑧ ⑨ ⑩	① ② ③ ④ ⑤ ⑥ ⑦ ⑧ ⑨ ⑩	① ② ③ ④ ⑤ ⑥ ⑦ ⑧ ⑨ ⑩
8	Mrs.A.Aaziya (ITF)	① ② ③ ④ ⑤ ⑥ ⑦ ⑧ ⑨ ⑩	① ② ③ ④ ⑤ ⑥ ⑦ ⑧ ⑨ ⑩	① ② ③ ④ ⑤ ⑥ ⑦ ⑧ ⑨ ⑩	① ② ③ ④ ⑤ ⑥ ⑦ ⑧ ⑨ ⑩	① ② ③ ④ ⑤ ⑥ ⑦ ⑧ ⑨ ⑩	① ② ③ ④ ⑤ ⑥ ⑦ ⑧ ⑨ ⑩	① ② ③ ④ ⑤ ⑥ ⑦ ⑧ ⑨ ⑩
9	Mr.T.Sivgnana Selvakumar(MBE)	① ② ③ ④ ⑤ ⑥ ⑦ ⑧ ⑨ ⑩	① ② ③ ④ ⑤ ⑥ ⑦ ⑧ ⑨ ⑩	① ② ③ ④ ⑤ ⑥ ⑦ ⑧ ⑨ ⑩	① ② ③ ④ ⑤ ⑥ ⑦ ⑧ ⑨ ⑩	① ② ③ ④ ⑤ ⑥ ⑦ ⑧ ⑨ ⑩	① ② ③ ④ ⑤ ⑥ ⑦ ⑧ ⑨ ⑩	① ② ③ ④ ⑤ ⑥ ⑦ ⑧ ⑨ ⑩
10	Dr.G.Thiruvassagam (IRLW)	① ② ③ ④ ⑤ ⑥ ⑦ ⑧ ⑨ ⑩	① ② ③ ④ ⑤ ⑥ ⑦ ⑧ ⑨ ⑩	① ② ③ ④ ⑤ ⑥ ⑦ ⑧ ⑨ ⑩	① ② ③ ④ ⑤ ⑥ ⑦ ⑧ ⑨ ⑩	① ② ③ ④ ⑤ ⑥ ⑦ ⑧ ⑨ ⑩	① ② ③ ④ ⑤ ⑥ ⑦ ⑧ ⑨ ⑩	① ② ③ ④ ⑤ ⑥ ⑦ ⑧ ⑨ ⑩
11	Mr.M.Lors Porseena (OD)	① ② ③ ④ ⑤ ⑥ ⑦ ⑧ ⑨ ⑩	① ② ③ ④ ⑤ ⑥ ⑦ ⑧ ⑨ ⑩	① ② ③ ④ ⑤ ⑥ ⑦ ⑧ ⑨ ⑩	① ② ③ ④ ⑤ ⑥ ⑦ ⑧ ⑨ ⑩	① ② ③ ④ ⑤ ⑥ ⑦ ⑧ ⑨ ⑩	① ② ③ ④ ⑤ ⑥ ⑦ ⑧ ⑨ ⑩	① ② ③ ④ ⑤ ⑥ ⑦ ⑧ ⑨ ⑩
12	Mr.M.Lors Porseena (LM)	① ② ③ ④ ⑤ ⑥ ⑦ ⑧ ⑨ ⑩	① ② ③ ④ ⑤ ⑥ ⑦ ⑧ ⑨ ⑩	① ② ③ ④ ⑤ ⑥ ⑦ ⑧ ⑨ ⑩	① ② ③ ④ ⑤ ⑥ ⑦ ⑧ ⑨ ⑩	① ② ③ ④ ⑤ ⑥ ⑦ ⑧ ⑨ ⑩	① ② ③ ④ ⑤ ⑥ ⑦ ⑧ ⑨ ⑩	① ② ③ ④ ⑤ ⑥ ⑦ ⑧ ⑨ ⑩
13	Mr.A.Arun Prakash (SCM)	① ② ③ ④ ⑤ ⑥ ⑦ ⑧ ⑨ ⑩	① ② ③ ④ ⑤ ⑥ ⑦ ⑧ ⑨ ⑩	① ② ③ ④ ⑤ ⑥ ⑦ ⑧ ⑨ ⑩	① ② ③ ④ ⑤ ⑥ ⑦ ⑧ ⑨ ⑩	① ② ③ ④ ⑤ ⑥ ⑦ ⑧ ⑨ ⑩	① ② ③ ④ ⑤ ⑥ ⑦ ⑧ ⑨ ⑩	① ② ③ ④ ⑤ ⑥ ⑦ ⑧ ⑨ ⑩
14	Mr.D.Prashanth (MAM)	① ② ③ ④ ⑤ ⑥ ⑦ ⑧ ⑨ ⑩	① ② ③ ④ ⑤ ⑥ ⑦ ⑧ ⑨ ⑩	① ② ③ ④ ⑤ ⑥ ⑦ ⑧ ⑨ ⑩	① ② ③ ④ ⑤ ⑥ ⑦ ⑧ ⑨ ⑩	① ② ③ ④ ⑤ ⑥ ⑦ ⑧ ⑨ ⑩	① ② ③ ④ ⑤ ⑥ ⑦ ⑧ ⑨ ⑩	① ② ③ ④ ⑤ ⑥ ⑦ ⑧ ⑨ ⑩

Suggestions, If any: _____

Thank you for your time!

Happy valley Business School
I MBA (2018-2020 BATCH)
SECTION - A
STUDENT FEEDBACK
I SEMESTER

S.NO	FACULTY NAME	SUBJECT	EXTENT OF COVERAGE OF SYLLABUS	RELEVANT BUSINESS EXAMPLES	KNOWLEDGE BASE OF THE TEACHER	COMMUNICATION SKILL	INTEREST GENERATED BY TEACHERS	ENCOURAGEMENT OF CLASS	CLASS CONTROL	TOTAL
1	DR.C.KANAGARAJ	EAB	9.41	9.36	9.91	9.59	8.55	8.75	9.55	9.30
2	MR.A.MANOJ KUMAR	POM	9.05	8.86	9.34	9.61	9.02	9.34	9.16	9.20
3	DR.R.VISHAL KUMAR	AFM	9.16	8.59	9.50	9.64	9.23	9.16	9.39	9.24
4	DR.G.THIRUVASAGAM	LAB	8.68	8.02	8.68	8.41	7.70	7.95	8.02	8.21
5	MR.T.SIVAGNANA SELVAKUMAR	OB	9.61	9.45	9.57	9.57	9.43	9.39	9.34	9.48
6	DR.T.BINA	SFM	9.86	9.48	9.91	9.95	9.73	9.66	9.84	9.78
7	MRS.A.INDIRA	TQM	8.68	8.82	9.16	9.30	8.77	8.93	8.86	8.93

HOD

B. S. P.
17/12/18

ck
17/12/18
 PRINCIPAL

1. A. Manoj
2. G. Thiruv
3. D. S. S.
4. T. S. S.
5. Z. S. S.

Happy valley Business School
I MBA (2018-2020 BATCH)
SECTION - B
STUDENT FEEDBACK
I SEMESTER

S.NO	FACULTY NAME	SUBJECT	EXTENT OF COVERAGE OF SYLLABUS	RELEVANT BUSINESS EXAMPLES	KNOWLEDGE BASE OF THE TEACHER	COMMUNICATION SKILL	INTEREST GENERATED BY TEACHERS	ENCOURAGEMENT OF CLASS	CLASS CONTROL	TOTAL
1	DR.C.KANAGARAJ	EAB	9.03	9.14	9.57	9.16	8.14	7.95	9.22	8.88
2	MR.A.MANOJ KUMAR	POM	8.73	8.59	8.95	9.24	8.62	8.84	8.84	8.83
3	DR.R.VISHAL KUMAR	AFM	8.92	8.59	9.19	9.30	8.59	8.86	8.78	8.89
4	DR.G.THIRUVASAGAM	LAB	8.05	7.24	8.00	7.81	6.89	6.97	7.62	7.51
5	MR.T.SIVAGNANA SELVAKUMAR	OB	9.32	9.19	9.32	9.05	9.14	9.24	9.14	9.20
6	DR.T.BINA	SFM	9.70	9.41	9.62	9.59	9.51	9.32	9.49	9.52
7	MRS.A.INDIRA	TQM	7.86	8.41	8.57	8.14	8.00	8.24	7.95	8.17

HOD

Bina
17/12/18

CK
13/12/18
PRINCIPAL

1. A.M. *Manoj*

2. G. *Thiruv*

3. *Indira*

4. *R. Vishal*

5. *Zistal*

FACULTY FEEDBACK REPORT

Batch: 2018 -20

Academic Year: 2018 – 19

Semester: II

Class: I MBA Section B

S.No	Name of the Faculty Member and Subjects Handled	Extent of Coverage of Syllabus	Relevant Business Examples /Applications	Knowledge base of the Teacher	Communication Skills	Interest Generated by the Teacher	Encouragement of Class Participation	Class Control	Over all Average
1	Mr.A.Arun Prakash (AOR)	9.83	9.58	9.88	9.83	9.92	9.81	9.81	9.81
2	Dr.P.Shanmugha Priya (BRM)	8.65	8.90	8.88	8.90	8.38	8.33	8.73	8.68
3	Dr.R.Vishal Kumar (FM)	8.77	7.90	9.04	9.33	7.88	7.77	8.08	8.40
4	Mr.A.Manoj Kumar (HRM)	8.25	8.60	8.48	8.85	8.06	8.69	8.40	8.48
5	Mr.T.Sivagnana Selvakumar (HRM)	9.25	9.27	9.15	9.06	9.17	9.04	8.77	9.10
6	Mr.A.Lors Porseena (IM)	8.54	8.58	8.52	8.54	8.25	8.29	8.19	8.42
7	Dr.T.Bina (MM)	9.65	9.67	9.94	9.92	9.63	9.52	9.56	9.70
8	Mr.K.Sampath Kumar (MM)	9.31	9.29	9.23	8.96	9.00	9.15	9.13	9.15
9	Mr.S.Muthiah (OM)	7.73	7.46	7.77	7.63	7.35	7.13	7.10	7.45
10	Mr.D.Prashanth (OM)	9.10	8.81	8.63	8.65	8.69	8.75	8.52	8.74
11	MMs.A.Aaziya (DABM)	9.27	8.48	8.85	9.08	9.17	8.96	8.73	8.93

1. A. A. S. E.
 2. D. J.
 Tutors

C. J.
 20/05/19

B. M. S.
 Principal

FACULTY FEEDBACK REPORT

Batch: 2018 -20

Academic Year: 2018 – 19

Semester: II

Class: I MBA Section A

S.No	Name of the Faculty Member and Subjects Handled	Extent of Coverage of Syllabus	Relevant Business Examples /Applications	Knowledge base of the Teacher	Communication Skills	Interest Generated by the Teacher	Encouragement of Class Participation	Class Control	Overall Average
1	Mr.A.Arun Prakash (AOR)	9.69	9.38	9.69	9.63	9.46	9.58	9.69	9.59
2	Dr.P.Shanmugha Priya (BRM)	8.94	9.13	9.21	9.33	8.75	8.90	9.21	9.07
3	Dr.R.Vishal Kumar (FM)	8.83	8.40	9.15	9.21	8.40	8.27	8.69	8.71
4	Mr.A.Manoj Kumar (HRM)	8.75	8.87	9.04	9.13	8.54	9.02	9.02	8.91
5	Mr.T.Sivagnana Selvakumar (HRM)	9.37	9.27	9.29	9.10	9.13	8.94	9.08	9.17
6	Mr.A.Lors Porseena (IM)	9.00	8.52	8.73	8.65	8.27	8.21	8.31	8.53
7	Dr.T.Bina (MM)	9.60	9.60	9.77	9.77	9.62	9.52	9.69	9.65
8	Mr.K.Sampath Kumar (MM)	9.21	9.21	9.29	9.25	9.04	8.96	9.08	9.15
9	Mr.S.Muthiah (OM)	8.54	7.90	8.12	7.96	7.71	7.48	7.35	7.87
10	Mr.D.Prashanth (OM)	9.17	8.81	8.83	9.04	8.92	8.92	8.71	8.91
11	MMs.A.Aaziya (DABM)	9.48	8.81	9.17	9.52	9.37	9.33	9.08	9.25

To circulate among faculty members. Binait

1. AOR
 2. AB
 Tutors

1. AMJ
 2. J
 3. AOR
 4. M. J
 5. P. S
 6. S
 7. Sampath
 8. AB
 9. P. Muthiah

Binait
 20/5/19

Binait
 Principal

Happy Valley Business School

II MBA (2018-2020 Batch)

III Semester SECTION A

Feedback Consolidation(OUT OF 10)

S.NO	FACULTY NAME	SUBJECT	EXTENT OF COVERAGE OF SYLLABUS	RELEVANT BUSINESS EXAMPLE / APPLICATION	KNOWLEDGE BASE OF THE TEACHER	COMMUNICATION SKILLS	INTEREST GENERATED BY THE TEACHER	ENCOURAGEMENT OF THE CLASS PARTICIPATION	CLASS CONTROL	OVERALL AVERAGE
1	Mr.R. Santhosh Raja	STM	9.23	9.41	9.28	9.31	9.42	9.54	9.58	9.40
2	Dr.P.Shanmughapriya	IBM	9.18	9.37	9.35	9.38	9.25	9.18	9.33	9.29
3	Mr.K.Sampath Kumar	BM	9.35	9.68	9.43	9.4	9.48	9.36	9.34	9.43
4	Mr.D.Prashanth	CRM	9.12	8.87	8.68	8.72	8.83	8.67	8.57	8.78
5	Ms.A.Aaziya	SM	8.96	8.63	8.25	8.45	8.68	8.76	8.8	8.65
6	Mr.A.Arun Prakash	SAPM	9.67	9.72	9.75	9.61	9.74	9.67	9.71	9.70
7	Dr.P.Shanmughapriya	MBFS	9.1	9.12	9.26	9.33	9.15	9.22	9.28	9.21
8	Mr.R. Santhosh Raja	ITF	9.33	9.45	9.33	9.38	9.41	9.48	9.52	9.41
9	Dr.G.Thiruvassagam	IRLW	8.48	8.35	8.2	8.1	8.24	8.29	7.95	8.23
10	Mr.A.Manoj Kumar	MBE	9.1	9.32	9.15	9.25	9.22	9.41	9.26	9.24
11	Mr.D.Prashanth	OD&C	9.28	8.22	8.5	8.82	8.79	8.87	8.28	8.68
12	Mr.M.Lors Porseena	LM	9.38	9.5	9.5	9.39	9.64	9.33	9.33	9.44
13	Ms.A.Aaziya	MM	9.1	8.72	8.53	8.56	8.72	8.78	8.54	8.71
14	Dr.S.Muthiah	SCM	7.96	8.05	7.85	7.92	7.69	7.83	7.93	7.89

AS
TUTORS

For circulation among faculty members

B. S. Prasad
SIGNATURE OF THE PRINCIPAL

1. P. Santhosh Raja - P. Suresh
 2. A. Arun Prakash - A. Arun
 3. A. Manoj Kumar - A. Manoj
 4. K. Sampath Kumar - K. Sampath
- M. L. Doss - M. L. Doss
S. Muthiah - S. Muthiah
Dr. P. Shanmughapriya - P. Shanmughapriya
D. Prashanth - D. Prashanth

Happy Valley Business School
II MBA (2018-2020 Batch)
III Semester SECTION B
Feedback Consolidation(OUT OF 10)

S.NO	FACULTY NAME	SUBJECT	EXTENT OF COVERAGE OF SYLLABUS	RELEVANT BUSINESS EXAMPLE / APPLICATION	KNOWLEDGE BASE OF THE TEACHER	COMMUNICATION SKILLS	INTEREST GENERATED BY THE TEACHER	ENCOURAGEMENT OF THE CLASS PARTICIPATION	CLASS CONTROL	OVERALL AVERAGE
1	Mr.R. Santhosh Raja	STM	9.28	9.51	9.33	9.32	9.48	9.42	9.56	9.41
2	Dr.P.Shanmughapriya	IBM	9.25	9.41	9.42	9.58	9.56	9.42	9.54	9.45
3	Mr.K.Sampath Kumar	BM	9.36	9.71	9.52	9.51	9.35	9.41	9.26	9.45
4	Mr.D.Prashanth	CRM	9.08	8.65	8.52	8.68	8.92	8.83	8.42	8.73
5	Ms.A.Aaziya	SM	9.1	8.74	8.51	8.47	8.72	8.65	8.92	8.73
6	Mr.A.Arun Prakash	SAPM	9.72	9.75	9.62	9.71	9.69	9.74	9.71	9.71
7	Dr.P.Shanmughapriya	MBFS	9.49	9.67	9.46	9.32	9.41	9.49	9.34	9.45
8	Mr.R. Santhosh Raja	ITF	9.22	9.54	9.39	9.31	9.47	9.51	9.61	9.44
9	Dr.G.Thiruvagasam	IRLW	8.49	8.39	8.29	8.32	8.34	8.41	8.01	8.32
10	Mr.A.Manoj Kumar	MBE	9.25	9.41	9.24	9.19	9.29	9.51	9.13	9.29
11	Mr.D.Prashanth	OD&C	9.17	8.31	8.42	8.54	8.97	8.68	8.42	8.64
12	Mr.M.Lors Porseena	LM	9.36	9.57	9.56	9.35	9.57	9.4	9.48	9.47
13	Ms.A.Aaziya	MM	9.19	8.79	8.62	8.54	8.87	8.57	8.67	8.75
14	Dr.S.Muthiah	SCM	8.1	8.24	8.23	7.98	7.86	7.92	8.28	8.09

AS
TUTORS

For circulation among faculty members


1. Santhosh Raja R. - *R. Gururaj*
 2. A. Arun Prakash. - *A. Arun Prakash*
 3. A. Manoj Kumar - *A. Manoj Kumar*
 4. K. Sampath Kumar - *K. Sampath Kumar*
 5. M. Lors Porseena - *M. Lors Porseena*
 6. AAZIYA - *AAZIYA*
 7. S. Muthiah - *S. Muthiah*
- Dr. P. Shanmughapriya - P. Shanmughapriya*

B. S. S. S.
SIGNATURE OF THE PRINCIPAL

**Happy Valley Business School
Coimbatore**

Feedback Analysis- Batch 2019-2021 -1st Semester-Section B

S.No	Name of the Faculty Member and Subjects Handled	Extent of Coverage of Syllabus	Relevant Business Examples /Applications	Knowledge base of the Teacher	Communication Skills	Interest Generated by the Teacher	Encouragement of Class Participation	Class Control	Over all Average
1	Dr.C.Kanagaraj (EAB)	9.45	9.68	9.89	9.02	8.98	8.52	9.84	9.34
2	Dr.T.Bina (SFM)	9.86	9.59	9.91	9.89	9.52	9.34	9.77	9.70
3	Dr.R.Vishal Kumar (AFM)	8.91	8.64	9.61	9.43	8.64	8.41	8.98	8.94
4	Dr.G.Thiruvassagam (LAB)	8.55	8.00	8.84	8.02	8.02	8.00	8.00	8.20
5	Mr.A.Arun Prakash (TQM)	9.5	9.8	9.8	9.5	9.5	9.4	9.6	9.6
6	Mr.M.Lors Porseena (OB)	9.34	9.32	9.48	8.98	8.86	8.77	9.00	9.11
7	Mr.A.Manojkumar (POM)	8.91	9.18	9.41	9.48	9.11	9.52	9.41	9.29


Dr.T.Bina
Principal
27/11/2019

**Happy Valley Business School
Coimbatore**

Feedback Analysis- Batch 2019-2021 -1st Semester

S.No	Name of the Faculty Member and Subjects Handled	Class A-Percentage	Class B-Percentage	Overall Percentage
1	Dr.C.Kanagaraj (EAB)	9.30	9.34	9.32
2	Dr.T.Bina (SFM)	9.74	9.70	9.72
3	Dr.R.Vishal Kumar (AFM)	9.11	8.94	9.03
4	Dr.G.Thiruvagasam (LAB)	8.45	8.20	8.33
5	Mr.A.Arun Prakash (TQM)	9.5	9.6	9.52
6	Mr.M.Lors Porseena (OB)	9.2	9.11	9.16
7	Mr.A.Manojkumar (POM)	9.0	9.29	9.15

Bina P
27/11/2019.
**Dr.T.Bina
Principal**

Happy Valley Business School
Coimbatore

Feedback Analysis- Batch 2019-2021 -1st Semester-Section A

S.No	Name of the Faculty Member and Subjects Handled	Extent of Coverage of Syllabus	Relevant Business Examples /Applications	Knowledge base of the Teacher	Communication Skills	Interest Generated by the Teacher	Encouragement of Class Participation	Class Control	Over all Average
1	Dr.C.Kanagaraj (EAB)	9.52	9.36	9.80	9.02	8.95	8.80	9.61	9.30
2	Dr.T.Bina (SFM)	9.77	9.55	9.89	9.77	9.77	9.59	9.84	9.74
3	Dr.R.Vishal Kumar (AFM)	8.86	8.93	9.77	9.20	8.91	8.93	9.16	9.11
4	Dr.G.Thiruvassagam (LAB)	8.68	8.30	9.11	8.25	8.18	8.23	8.43	8.45
5	Mr.A.Arun Prakash (TQM)	9.5	9.5	9.4	9.5	9.4	9.4	9.5	9.5
6	Mr.M.Lors Porseena (OB)	9.2	9.2	9.3	9.3	9.2	9.2	9.1	9.2
7	Mr.A.Manojkumar (POM)	8.8	8.8	9.1	8.9	9.0	9.3	9.2	9.0

Forwarded to
The CEO.

Sir,
Submitted for
feedback & action.

Bina P
27/11/19.

To the Principal.

- To Convene a staff meeting
to brief about their areas
of improvement.
- To encourage the teachers to perform.

Cap'
28/11/19.

Bina P
27/11/2019
Dr.T.Bina
Principal

FACULTY FEEDBACK REPORT

Batch: 2019 -21

Academic Year: 2019 – 2020

Semester: II

Class: I MBA Section A

S.No	Name of the Faculty Member and Subjects Handled	Extent of Coverage of Syllabus	Relevant Business Examples /Applications	Knowledge base of the Teacher	Communication Skills	Interest Generated by the Teacher	Encouragement of Class Participation	Class Control	Overall Average
1	Mr.A.Arun Prakash (AOR)	9.69	9.38	9.69	9.63	9.46	9.58	9.69	9.59
2	Dr.P.Shanmugha Priya (BRM)	8.94	9.13	9.21	9.33	8.75	8.90	9.21	9.07
3	Dr.R.Vishal Kumar (FM)	8.83	8.40	9.15	9.21	8.40	8.27	8.69	8.71
4	Mr.A.Manoj Kumar (HRM)	8.75	8.87	9.04	9.13	8.54	9.02	9.02	8.91
5	Mr.A.LorsPorseena (IM)	9.00	8.52	8.73	8.65	8.27	8.21	8.31	8.53
6	Dr.T.Bina (MM)	9.60	9.60	9.77	9.77	9.62	9.52	9.69	9.65
7	Mr.K.Sampath Kumar (MM)	9.21	9.21	9.29	9.25	9.04	8.96	9.08	9.15
8	Mr.R.Santhosh Raja (OM)	8.54	7.90	8.12	7.96	7.71	7.48	7.35	7.87
9	MMs.A.Aaziya (DABM)	9.48	8.81	9.17	9.52	9.37	9.33	9.08	9.25

P. S. S.
Tutors

Bina.P
Principal

Happy Valley
BUSINESS SCHOOL
flowering of minds...
FACULTY FEEDBACK REPORT

Batch: 2019 -21

Academic Year: 2019 – 2020

Semester: II

Class: I MBA Section B

S.No	Name of the Faculty Member and Subjects Handled	Extent of Coverage of Syllabus	Relevant Business Examples /Applications	Knowledge base of the Teacher	Communication Skills	Interest Generated by the Teacher	Encouragement of Class Participation	Class Control	Over all Average
1	Mr.A.Arun Prakash (AOR)	9.83	9.58	9.88	9.83	9.92	9.81	9.81	9.81
2	Dr.P.Shanmugha Priya (BRM)	8.65	8.90	8.88	8.90	8.38	8.33	8.73	8.68
3	Dr.R.Vishal Kumar (FM)	8.77	7.90	9.04	9.33	7.88	7.77	8.08	8.40
4	Mr.A.Manoj Kumar (HRM)	8.25	8.60	8.48	8.85	8.06	8.69	8.40	8.48
5	Mr.A.LorsPorseena (IM)	8.54	8.58	8.52	8.54	8.25	8.29	8.19	8.42
6	Dr.T.Bina (MM)	9.65	9.67	9.94	9.92	9.63	9.52	9.56	9.70
7	Mr.K.Sampath Kumar (MM)	9.31	9.29	9.23	8.96	9.00	9.15	9.13	9.15
8	Mr.R.Santhosh Raja (OM)	9.10	8.81	8.63	8.65	8.69	8.75	8.52	8.74
9	MMs.A.Aaziya (DABM)	9.27	8.48	8.85	9.08	9.17	8.96	8.73	8.93

P. S. Gopinath
Tutors

Bina
Principal

FACULTY FEEDBACK REPORT

Batch: 2019 -21

Academic Year: 2019 – 2020

Semester: II

Class: I MBA Section A & B (Overall Average)

S.No	Name of the Faculty Member and Subjects Handled	Extent of Coverage of Syllabus	Relevant Business Examples /Applications	Knowledge base of the Teacher	Communication Skills	Interest Generated by the Teacher	Encouragement of Class Participation	Class Control	Over all Average
1	Mr.A.Arun Prakash (AOR)	9.76	9.48	9.78	9.73	9.69	9.69	9.75	9.70
2	Dr.P.Shanmugha Priya (BRM)	8.79	9.02	9.04	9.11	8.56	8.62	8.97	8.87
3	Dr.R.Vishal Kumar (FM)	8.80	8.15	9.10	9.27	8.14	8.02	8.39	8.55
4	Mr.A.Manoj Kumar (HRM)	8.50	8.73	8.76	8.99	8.30	8.85	8.71	8.69
5	Mr.A.LorsPorseena (IM)	8.77	8.55	8.63	8.60	8.26	8.25	8.25	8.47
6	Dr.T.Bina (MM)	9.62	9.63	9.85	9.84	9.62	9.52	9.63	9.67
7	Mr.K.Sampath Kumar (MM)	9.26	9.25	9.26	9.10	9.02	9.05	9.10	9.15
8	Mr.R.Santhosh Raja (OM)	9.14	8.81	8.73	8.84	8.81	8.84	8.62	8.82
9	MMs.A.Aaziya (DABM)	9.38	8.64	9.01	9.30	9.27	9.14	8.90	9.09

P. S. S.
Tutors

Bina P
Principal

FACULTY FEEDBACK REPORT

Batch: 2019 -2021

Academic Year: 2020 – 21

Semester: III

Class: II MBA Section A & B

S.No	Subjects Handled	Name of the Faculty Member	Faculty was well prepared and organized for online class. (10)	The extent of coverage of syllabus (10)	Relevant Business Examples/ application (10)	The knowledge base of the teacher (10)	Communication skills (10)	Queries clarified by the teacher during online class (10)	The usefulness of end of session assessments (10)	Activities used in teaching the course (10)	Accessibility of learning material (10)	Time and feedback are given by the faculty for online assignment (10)	Overall (10)
1	International Business Management	Dr.P.Shanmuga Priya	9.65	9.57	9.48	9.57	9.53	9.50	9.37	9.28	9.42	9.41	9.48
2	Strategic Management	Mr.R.Santhosh Raja	9.43	9.28	9.40	9.40	9.32	9.23	9.08	9.02	9.28	9.20	9.27
3	Brand Management	Mr.K.Sampath Kumar	9.62	9.65	9.62	9.69	9.46	9.58	9.42	9.35	9.46	9.58	9.54
4	Customer Relationship Management	Mr.D.Prashanth	9.46	9.42	9.50	9.38	9.35	9.42	9.35	9.38	9.38	9.04	9.37
5	Services Marketing	Ms.A.Aaziya	9.46	9.27	9.15	9.19	9.35	9.35	9.31	9.08	9.23	9.42	9.28
6	Security Analysis and Portfolio Management	Mr.A. Arun Prakash	9.56	9.33	9.31	9.44	9.33	9.29	9.18	9.11	9.20	9.24	9.30
7	Merchant Banking and Financial Services	Dr.P.Shanmuga Priya	9.78	9.38	9.56	9.76	9.67	9.51	9.47	9.58	9.42	9.67	9.58
8	International Trade Finance	Mr.R.Santhosh Raja	9.43	9.28	9.40	9.40	9.32	9.23	9.08	9.02	9.28	9.20	9.27
9	Managerial Behavior and Effectiveness	Mr.A.Manoj Kumar	8.46	8.49	8.51	9.10	8.92	8.77	8.36	8.56	8.67	8.69	8.72
10	Organizational Theory, Design & Development	Mr.D.Prashanth	9.41	9.15	9.15	9.36	9.49	9.36	9.00	9.08	9.26	9.21	9.25
11	Industrial Relations & Labour Welfare	Dr.G.Thiruvassagam	9.10	9.05	8.77	9.13	8.79	8.90	8.85	8.77	9.03	8.79	8.92
12	Logistics Management	Mr.M.Lors Porseena	9.33	9.33	9.00	9.22	9.22	9.00	9.22	8.89	9.00	9.33	9.16
13	Materials Management	Ms.A.Aaziya	9.22	9.56	9.11	9.22	9.33	9.33	9.11	9.11	9.22	9.11	9.23
14	Supply Chain Management	Dr.S.Muthiah	9.00	9.22	8.89	9.22	9.00	8.78	8.78	8.78	9.11	9.22	9.00

P. S. P.
TUTOR

Bina
Principal

HAPPY VALLEY BUSINESS SCHOOL
2020 - 2022 BATCH
SEMESTER 1
STUDENT FEEDBACK REPORT


	SUBJECT	Extent of Coverage of Syllabus	Relevant Business Examples/Application	Knowledge Base of the Teacher	Communication Skills	Interest Generated by the Teacher	Encouragement of Class Participation	Class Control	Total
Dr.C.Kanagraj	BA5101 - Economic Analysis for Business	4.5	4.6	4.8	4.7	4.6	4.3	4.6	4.6
Dr.T.Bina	BA5016 - Statistics for Management	4.7	4.7	4.8	4.8	4.7	4.5	4.7	4.7
Dr.R.Vishalkumar	BA5103 - Accounting for Management	4.4	4.3	4.7	4.6	4.2	4.2	4.4	4.4
Dr.G.Thiruvassagam	BA5104 - Legal Aspects of Business	3.7	3.7	4.1	4.0	3.7	3.8	3.8	3.8
Mr.A.Arunprakash	BA5107 - Total Quality Management	4.6	4.6	4.7	4.7	4.6	4.4	4.6	4.6
Mr.A.Manojkumar	BA5102 - Principles of Management	4.6	4.6	4.7	4.7	4.4	4.5	4.5	4.6
Mr.M.Lors Porseena	BA5105 - Organizational Behaviour	4.5	4.4	4.7	4.6	4.4	4.5	4.4	4.5


M. L. Porseena
TUTOR

B. V. I.
PRINCIPAL

HAPPY VALLEY BUSINESS SCHOOL
2020 - 2022 BATCH
SEMESTER II
STUDENT FEEDBACK REPORT

	SUBJECT	Extent of Coverage of Syllabus	Relevant Business Examples/Application	Knowledge Base of the Teacher	Communication Skills	Interest Generated by the Teacher	Encouragement of Class Participation	Class Control	Total
Mr.A.Arun Prakash	Applied Operations Research	4.83	4.81	4.95	4.98	4.95	4.86	4.86	4.89
Dr.P,Shanmuga Priya	Business Research Methods	4.55	4.52	4.74	4.81	4.62	4.71	4.74	4.67
Dr.R.Vishalkumar	Financial Management	4.50	4.60	4.81	4.86	4.67	4.71	4.69	4.69
Mr.A.Manojkumar	Human Resource Management	4.57	4.71	4.74	4.90	4.71	4.71	4.67	4.72
Mr.M.Lors Porseena	Information Management	4.57	4.69	4.62	4.69	4.67	4.76	4.67	4.67
Mr.A.Santhosh Raja	Operations Management	4.52	4.64	4.64	4.74	4.67	4.57	4.62	4.63
Dr.T.Bina	Marketing Management	4.74	4.83	4.83	4.93	4.76	4.79	4.81	4.81
Mr.K.Sampath Kumar	Marketing Management	4.67	4.69	4.81	4.88	4.79	4.76	4.81	4.77
Mrs.A.Indira	Data Analysis and Business Modeling	4.45	4.50	4.60	4.71	4.43	4.62	4.50	4.54
Mrs.A.Aaziya	Data Analysis and Business Modeling	4.57	4.52	4.57	4.81	4.50	4.69	4.55	4.60


TUTOR


PRINCIPAL

FACULTY FEEDBACK REPORT

Batch: 2018 -20

Academic Year: 2018 – 19

Semester: II

Class: I MBA Section B

S.No	Name of the Faculty Member and Subjects Handled	Extent of Coverage of Syllabus	Relevant Business Examples /Applications	Knowledge base of the Teacher	Communication Skills	Interest Generated by the Teacher	Encouragement of Class Participation	Class Control	Over all Average
1	Mr.A.Arun Prakash (AOR)	9.83	9.58	9.88	9.83	9.92	9.81	9.81	9.81
2	Dr.P.Shanmugha Priya (BRM)	8.65	8.90	8.88	8.90	8.38	8.33	8.73	8.68
3	Dr.R.Vishal Kumar (FM)	8.77	7.90	9.04	9.33	7.88	7.77	8.08	8.40
4	Mr.A.Manoj Kumar (HRM)	8.25	8.60	8.48	8.85	8.06	8.69	8.40	8.48
5	Mr.T.Sivagnana Selvakumar (HRM)	9.25	9.27	9.15	9.06	9.17	9.04	8.77	9.10
6	Mr.A.Lors Porseena (IM)	8.54	8.58	8.52	8.54	8.25	8.29	8.19	8.42
7	Dr.T.Bina (MM)	9.65	9.67	9.94	9.92	9.63	9.52	9.56	9.70
8	Mr.K.Sampath Kumar (MM)	9.31	9.29	9.23	8.96	9.00	9.15	9.13	9.15
9	Mr.S.Muthiah (OM)	7.73	7.46	7.77	7.63	7.35	7.13	7.10	7.45
10	Mr.D.Prashanth (OM)	9.10	8.81	8.63	8.65	8.69	8.75	8.52	8.74
11	MMs.A.Aaziya (DABM)	9.27	8.48	8.85	9.08	9.17	8.96	8.73	8.93

1. A. A. S. E.
 2. D. J.
 Tutors

C. J.
 20/05/19

B. M. S.
 Principal

FACULTY FEEDBACK REPORT

Batch: 2018 -20

Academic Year: 2018 – 19

Semester: II

Class: I MBA Section A & B (Overall Average)

S.No	Name of the Faculty Member and Subjects Handled	Extent of Coverage of Syllabus	Relevant Business Examples /Applications	Knowledge base of the Teacher	Communication Skills	Interest Generated by the Teacher	Encouragement of Class Participation	Class Control	Over all Average
1	Mr.A.Arun Prakash (AOR)	9.76	9.48	9.78	9.73	9.69	9.69	9.75	9.70
2	Dr.P.Shanmugha Priya (BRM)	8.79	9.02	9.04	9.11	8.56	8.62	8.97	8.87
3	Dr.R.Vishal Kumar (FM)	8.80	8.15	9.10	9.27	8.14	8.02	8.39	8.55
4	Mr.A.Manoj Kumar (HRM)	8.50	8.73	8.76	8.99	8.30	8.85	8.71	8.69
5	Mr.T.Sivagnana Selvakumar (HRM)	9.31	9.27	9.22	9.08	9.15	8.99	8.92	9.13
6	Mr.A.Lors Porseena (IM)	8.77	8.55	8.63	8.60	8.26	8.25	8.25	8.47
7	Dr.T.Bina (MM)	9.62	9.63	9.85	9.84	9.62	9.52	9.63	9.67
8	Mr.K.Sampath Kumar (MM)	9.26	9.25	9.26	9.10	9.02	9.05	9.10	9.15
9	Mr.S.Muthiah (OM)	8.13	7.68	7.94	7.79	7.53	7.30	7.23	7.66
10	Mr.D.Prashanth (OM)	9.14	8.81	8.73	8.84	8.81	8.84	8.62	8.82
11	MMs.A.Aaziya (DABM)	9.38	8.64	9.01	9.30	9.27	9.14	8.90	9.09

1. A. Arun Prakash
 2. P. Shanmugha Priya
 Tutors

B. Srinivas
 Principal

1. A. Arun Prakash
 2. P. Shanmugha Priya
 3. R. Vishal Kumar
 4. M. Manoj Kumar

S. Sivagnana Selvakumar
 P. Lors Porseena
 T. Bina
 K. Sampath Kumar

Class
 20/05/19